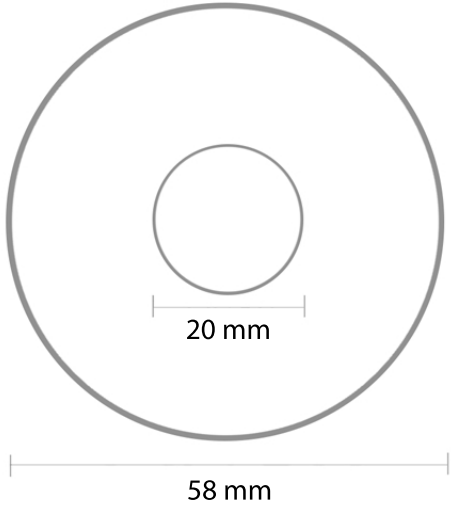
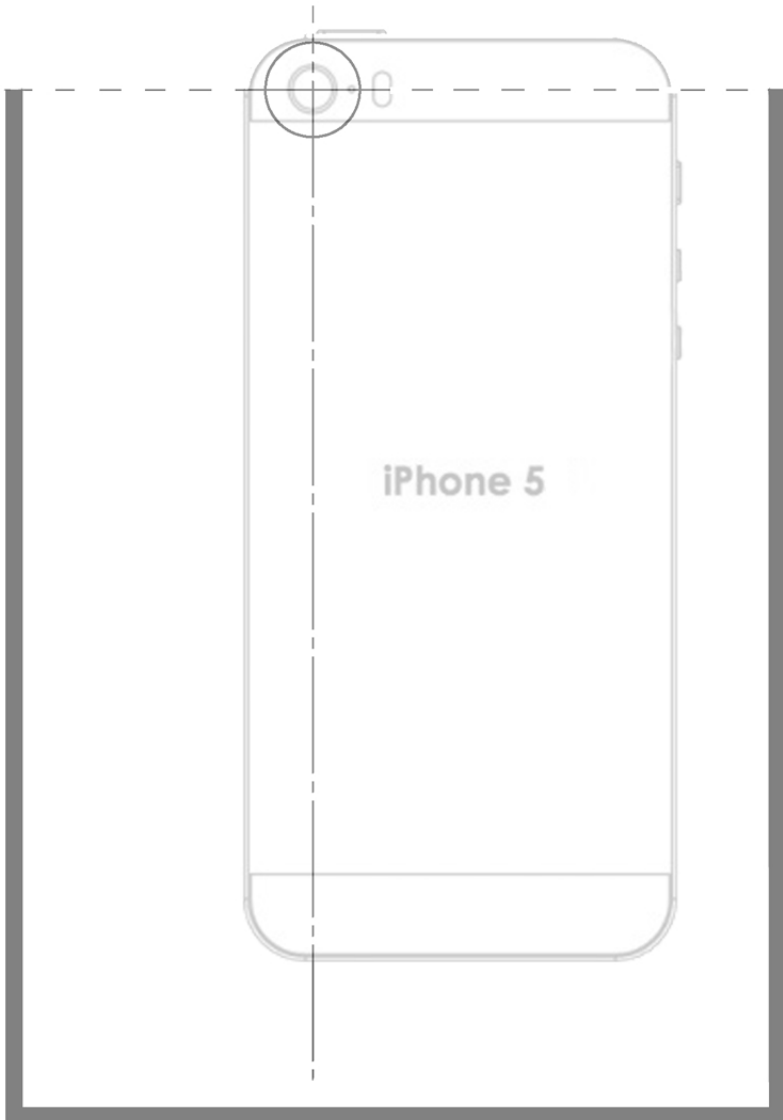


PRINT THIS PAGE - To make sure your results are accurate, when printing **do not** have "Shrink oversized pages to fit proper size", "Expand small pages to paper size" or any kind of "Fit to page" settings selected. This page must be printed to scale and full size. (Use "1 inch" marker below to make sure page is printed to scale)

SMARTPHONE SIZING

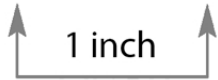
OPTIC SIZING



* For larger optics, see #3 below

OPTIC SIZING INSTRUCTIONS:

1. Place your optic's eyepiece inside of the two circles on the right.
2. If your optic's eyepiece fits in between the 20 mm to 58 mm circles, then the Universal will fit your optic!
3. For eyepieces up to 60 mm , push firmly to secure.



SMARTPHONE SIZING INSTRUCTIONS:

1. Place phone screen side down on paper.
2. Align camera with "dashed" lines.
3. If the three sides of phone/case are within grey lines, then it will fit within the Universal!